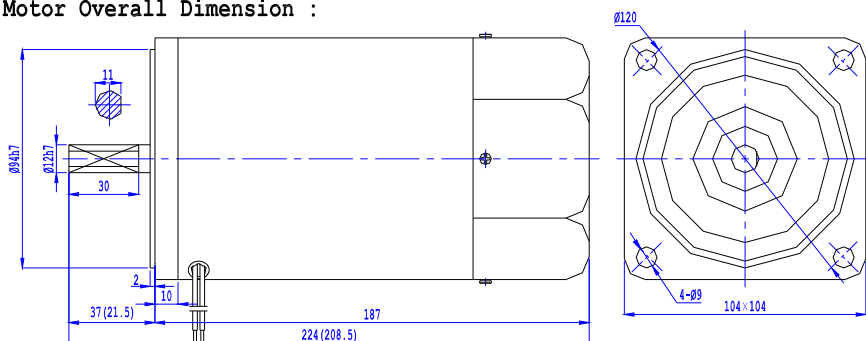


Motor Overall Dimension :



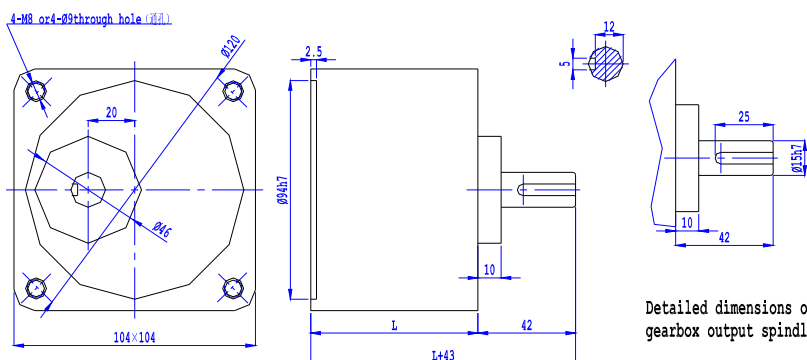
* The value in the () is the value of small gear shaft motor

List of Motor Characteristics

Model of Motor & Gearbox	Output Power (W)	Rated Voltage (V)	Rated Freq'y (Hz)	No. of Poles (P)	Duty Cycle	Speed (r/min)	Allowable Torque				Starting Torque		Capacitor /Voltage (μF/VAC)	
							1200r/min (N.m)	90r/min (kgf.cm)	90r/min (N.m)	90r/min (kgf.cm)	(N.m)	(kgf.cm)		
6IK120RA-AF	6IK120RGU-AF	120	1Ph 110	50	4	连续 CONT.	90~1350	0.75	7.50	0.40	4.00	0.51	5.10	25.0/250
6IK120RA-CF	6IK120RGU-CF	120	1Ph 220	50	4	连续 CONT.	90~1350	0.75	7.50	0.40	4.00	0.65	6.50	8.0/450

If the voltage is different, the capacitor's capacity will also be different. A suitable capacitor is required to match the applied voltage. Wrong of the motor or components is the main reason to cause problem. So before order, please specify the correct voltage & select the suitable model(s).

Overall Dimension of Gearbox



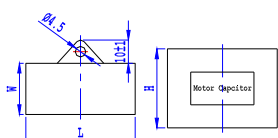
	Gear Ratio	Length L(mm)	G.W. (Kgs)
Gearbox	1:3 ~ 1:9	72	1.87
	1:10 ~ 1:18		2.10
	1:20 ~ 1:200		2.75
Motor			4.85

Allowable Torque on Gearbox

Model of Gearbox: 6GU K □

Freq'y	Gear Ratio		3	3.6	5	6	7.5	9	10	12.5	15	18	20	25	30	36	40	50	60	75	90	100	120	150	180	200
50Hz	Output Speed	RPM	500	417	300	250	200	166	150	120	100	83	75	60	50	41	37	30	25	20	16	15	12	10	8	7.5
	Permitted Torque	N.m	2.06	2.48	3.44	4.13	5.16	6.19	6.19	7.75	9.30	11.2	11.2	14.0	16.8	20.0	22.4	28.0	33.6	39.2	39.2	39.2	39.2	39.2	39.2	39.2
		kgf.cm	21.0	25.3	35.1	42.1	52.6	63.2	63.2	79.1	94.9	114	114	143	171	206	228	286	343	400	400	400	400	400	400	400
60Hz	Output Speed	RPM	600	500	360	300	240	200	180	144	120	100	90	72	60	50	45	36	30	24	20	18	15	12	10	9
	Permitted Torque	N.m	1.74	2.09	2.90	3.48	4.35	5.22	5.22	6.54	7.85	9.42	9.42	11.8	14.2	17.0	18.9	23.6	28.4	35.5	39.2	39.2	39.2	39.2	39.2	39.2
		kgf.cm	17.8	21.3	29.6	35.5	44.4	53.3	53.3	69.7	80.0	96.1	96.1	121	146	174	193	241	289	362	400	400	400	400	400	400

Capacitor



Capacity (μF)	Voltage (V)	L±1 (mm)	W±1 (mm)	H±1 (mm)	Type
8.0	450	47	26	38	With Lead Wire
25.0	250	68	32	56	With Lead Wire

Induction Motor